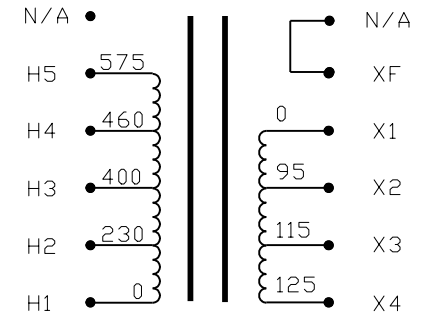


MOUNTING DIMENSIONS

Transformer Specifications	
PRIMARY VOLTAGE(S)	230/400/460/575 (UNIVERSAL)
SECONDARY VOLTAGE(S)	95/115/125
RATED V.A.	100
RATED FREQUENCY	50/60
INSULATION CLASS	105
AGENCY APPROVALS	UL, CSA
ESTIMATED WEIGHT	6.8 LBS

FOR TEST REQUIREMENTS SEE COIL DRAWING



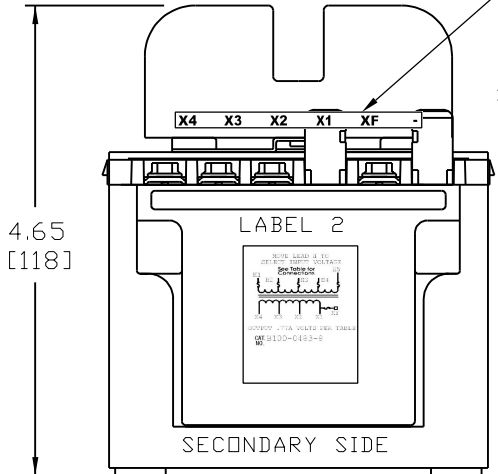
INTERNALLY JUMPERED TO FUSE TERMINAL

CONNECTION DIAGRAM

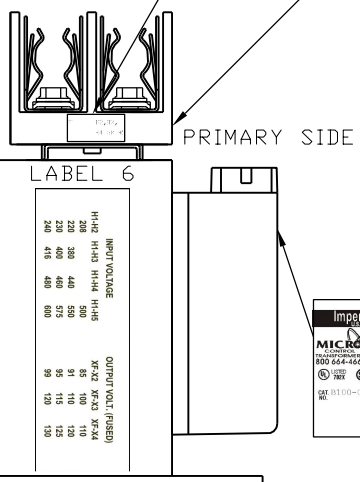
NOTE:

1. ALL MEASUREMENTS IN INCHES (MM)

TERMINAL SCREWS ARE COMBINATION 10-32 PHIL-SLOT-1/4" HEX WITH SEMS WASHER LABEL 5



SEC SIDE



PRIMARY SIDE

LABEL 1 LABEL 2

ImperviTRAN
U.S. PAT. NO. 3516040

MICRON CONTROL TRANSFORMERS
800 664-4660
www.MicronTransformers.com

100 VA
50/60 HZ
TEMP CL 105 °C

UL LISTED 702X SP 08153
CAT. NO. **B100-0483-8**

MOVE LEAD H TO SELECT INPUT VOLTAGE SEE TABLE FOR CONNECTIONS

H1 H2 H3 H4 H5

X4 X3 X2 X1 XF

OUTPUT .77A VOLTS PER TABLE
CAT. NO. **B100-0483-8**

H1
H2, H3,
H4 OR H5

LABEL 3

- 5 4 3 2 H1

X4 X3 X2 X1 XF -

LABEL 4
LABEL 5

IND. BOX LABEL

MICRON CONTROL TRANSFORMERS
800 664-4660
www.MicronTransformers.com

QTY. 1

UL US

MADE IN USA

Cat. **B100-0483-8**

22134

LABEL 6

INPUT VOLTAGE				OUTPUT VOLT. (FUSED)		
H1-H2	H1-H3	H1-H4	H1-H5	XF-X2	XF-X3	XF-X4
208	380	440	500	85	100	110
230	400	460	550	91	110	120
240	416	480	600	99	120	130

PACKAGED ACCESSORIES

1	
-	
-	

MICRON CONTROL TRANSFORMER

MICRON INDUSTRIES CORPORATION
1211 W. 22nd STREET, Suite 200, DAK BROOK, ILL.
Tel. (800)664-4660, (630)516-1222 Fax (630)516-1820
www.MicronPower.com

DATE 6/15/10 DRAWN J.G.V. CHECKED APPROVED

RELEASE DATE CUSTOMER PART NO.

MICRON PART NO. B100-0483-8A7777A0
B100-0483-8A7777B0

SIZE SCALE C NONE B100-0483-8

DRAWING UPDATED	J.V	6/4/13
A REVISED TO BOBBIN COIL, AN004478	J.V	6/15/10
ECL REVISIONS	BY	DATE