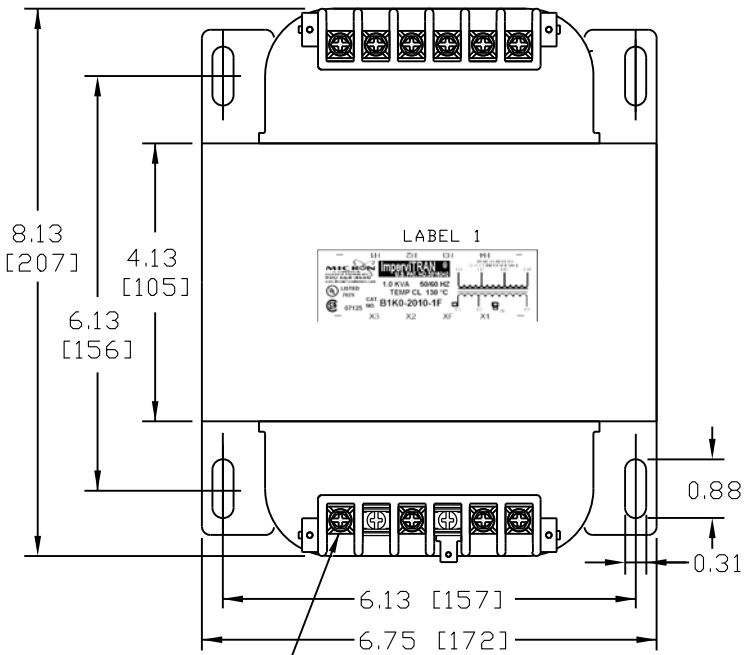
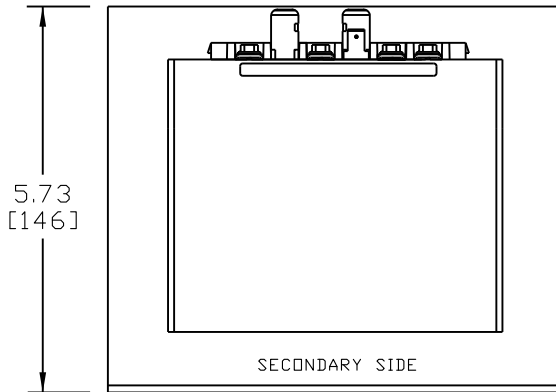


PRIMARY SIDE



TERMINAL SCREWS ARE COMBINATION 10-32 PHIL-SLOT-5/16" HEX WITH SEMS WASHER



SECONDARY SIDE

IND. BOX LABEL



1000VA
PRIMARY:
 208/230/460
SECONDARY:
 24/115
FREQUENCY:
 50/60HZ

QTY. 1



MADE IN USA

Cat.
B1K0-2010-1F

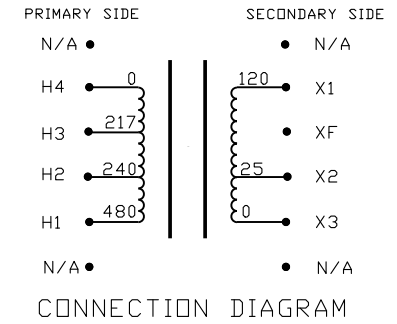
07125

Transformer Specifications

PRIMARY VOLTAGE(S)	208/230/460 (TRIPLE)
SECONDARY VOLTAGE(S)	24/115
RATED V.A.	1000
RATED FREQUENCY	50/60
INSULATION CLASS	130
AGENCY APPROVALS	UL, CUL
ESTIMATED WEIGHT	48.4 LBS

TEST REQUIREMENTS

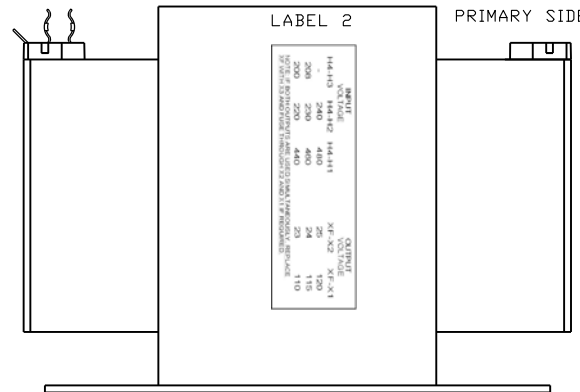
WINDING	H4-H3-H2-H1	X3-X2-X1
D.C.VOLTS	216.3-240-480	25.4-123.4
LOAD VOLTS	217-240-480	25-120
F.L. AMPS	4.568/2.284	40.00/8.333
HI-POT	4800V	3000V
EXCITING AMPS	0.40AMPS @ 480 VOLTS, 50HZ	
EXCITING WATTS	50.0	



NOTE:

1. ALL MEASUREMENTS IN INCHES (MM)

SECONDARY SIDE



PRIMARY SIDE

PACKAGED ACCESSORIES

1	
-	-
-	-



MICRON INDUSTRIES CORPORATION
 777 CHURCH ROAD - ELMHURST, IL 60126
 Tel. (800)664-4660, (630)516-1222 Fax (630)516-1820
 www.MicronTransformers.com

DATE	8/28/08	DRAWN	J.G.V.	CHECKED		APPROVED	
RELEASE DATE		CUSTOMER PART NO.					
MICRON PART NO.	B1K0-2010-1FA7777A0 B1K0-2010-1FA7777B0						
SIZE	C	SCALE	NONE				

LABEL 1

LABEL 2

INPUT VOLTAGE			OUTPUT VOLTAGE	
H4-H3	H4-H2	H4-H1	XF-X2	XF-X1
-	240	480	25	120
208	230	460	24	115
200	220	440	23	110

NOTE: IF BOTH OUTPUTS ARE USED SIMULTANEOUSLY, REPLACE XF WITH X3 AND FUSE THROUGH X2 AND X1 IF REQUIRED.

AC(1)	CHANGE OF LABEL NOTE AN03954	RN	09/23/09
A	NEW	J.V	8/28/08
ECL	REVISIONS	BY	DATE