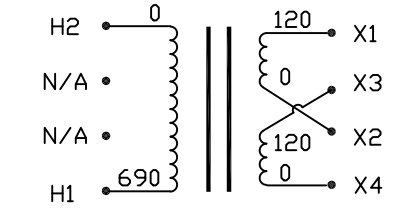


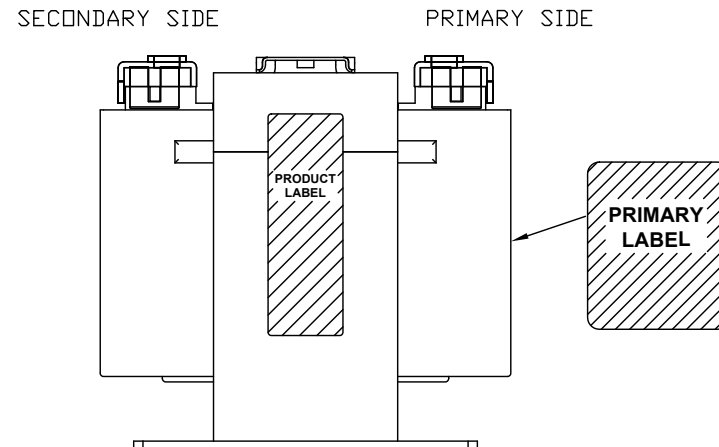
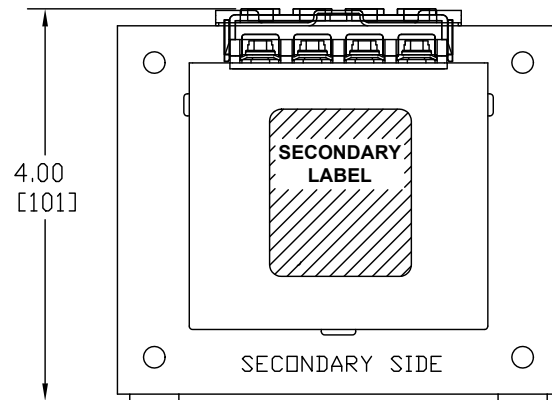
Transformer Specifications	
PRIMARY VOLTAGE(S)	690
SECONDARY VOLTAGE(S)	120x240
RATED V.A.	250
RATED FREQUENCY	50/60
INSULATION CLASS	130
AGENCY APPROVALS	NO U.L OR C.U.I.L APPROVALS
ESTIMATED WEIGHT	8.8 LBS



CONNECTION DIAGRAM

NOTES:

1. ALL MEASUREMENTS IN INCHES (MM)
2. TERMINAL SCREWS ARE COMBO #8-32 PHIL-SLOT-1/4" HEX WITH SEMS WASHER.
3. IP-20 TERMINAL COVERS INSTALLED



PACKAGED ACCESSORIES			
1	1 PAIR OF JUMPERS		
-	-		
MICRON INDUSTRIES CORPORATION <small>CONTROL TRANSFORMER</small> 1211 W 22nd STREET, Suite 200, DAK BROOK, ILL. Tel: (800)564-4664, (630)216-1222 Fax: (630)216-1820 www.MicronPower.com			
DATE	DRAWN	CHECKED	APPROVED
6/13/11	J.G.V		
RELEASE DATE	CUSTOMER PART NO.		
MICRON PART NO.	B250-0654-5FA3		
SIZE	SCALE	NONE	
C	B250-0654-5F		

A	I3 CONSTRUCTION	AN00XXXX	XX	XXXX
ECL	REVISIONS	BY	DATE	